

eular

# How to update your personal profile information for visibility in the Session Programme and the Congress platform



---

EUROPEAN ALLIANCE OF ASSOCIATIONS FOR RHEUMATOLOGY

EULAR cannot update your personal profile information for you due to GDPR regulations. Please update / verify your personal details in your Congress account. **This is especially important if you are listed as a Chair, Speaker, or Presenter.**


The following information will be visible in the programme:

- Title
- First name
- Last name
- Country
- Profile Photo
- Biography

**Please follow the steps on the next pages.**

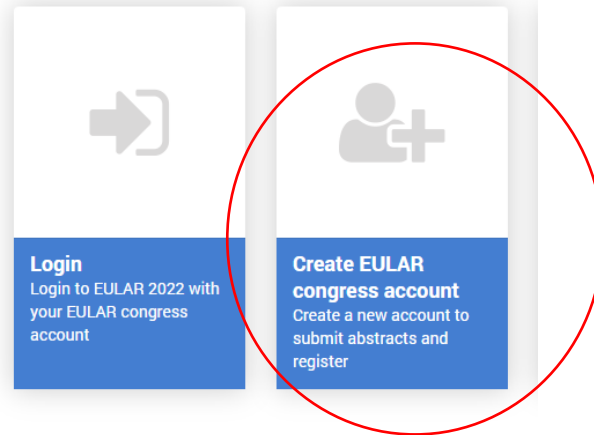
**Step 1.** : Please go to [www.congress.eular.org](http://www.congress.eular.org)

**To update your personal profile information in the EULAR Congress platform, you first need to login to your EULAR Congress account.**

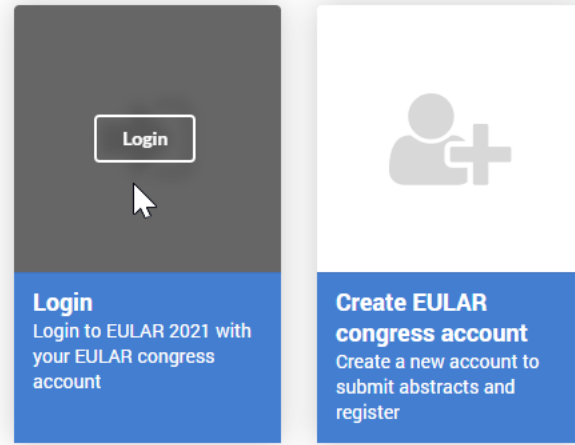


**Step 2.** : Click “Create account / Login”:

<https://account-congress.eular.org/Home/Index/Account>




**Step 3.** : If you already have an account, Click “Login”:



<https://account-congress.eular.org/Home/Index/Account>

## Step 4. : Please click on “My Account” on the top right of the window.



Please upload your information here, we highly recommend to upload a profile picture and your biography.

E-Mail  
florian.klett@eular.org

Personal Information

Title  
Mr.

Name \* Florian Last name \* Klett

Gender  
 Male  Female

Birthday  
03/02/1980

Nationality  
German

Initials

Profession  
Congress Manager

Biography (max. 4000 characters)

Place of birth

# eular

For support, please write to:  
[congress@eular.org](mailto:congress@eular.org)  
or [congress.abs@eular.org](mailto:congress.abs@eular.org)

Thank you!



---

EUROPEAN ALLIANCE OF ASSOCIATIONS FOR RHEUMATOLOGY